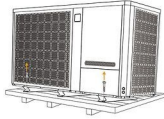
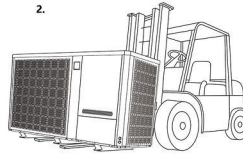


# Commercial inverter installation illustration

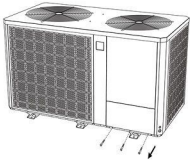
1. Remove the screws which fixed on the pallet



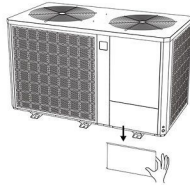
2.



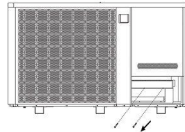
3.



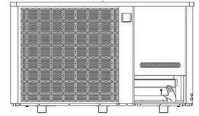
4.



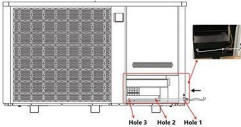
5.



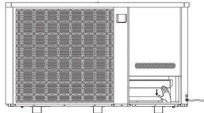
6.



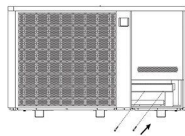
7. Power cord must be passed through below 3 holes



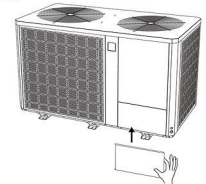
8.




9.



10.



11.



12.

