

BADU® EasyFit

The champion of flexibility with 6 various connection sets.
For use in practically every filter unit, regardless of the manufacturer.

Field of application

Swimming pool water circulation through a filter system.
The pump can be installed max. 3 m above or below water level.

Design

Monoblock-type pump with integrated strainer tank.
The bellows-type mechanical seal is mounted on a plastic shaft protector sleeve. Motor/pump shaft has no contact with the pool water providing complete electrical separation.
Strainer tank capacity approx. 3 l
Strainer basket mesh size approx. 3.2 x 2.6 mm

Materials used

Pump casing PP GF 30
Intermediate housing PP GF 30
Gland housing PP TV 40
Diffuser PA 66 GF 30/PP TV 40/PP GF 30
Impeller PPE GF 30/PP GF 30
Strainer basket PP
Lid PC, transparent/PP GF 30
Glue sockets ABS
Mechanical seal carbon/ceramic/NBR
Screws stainless steel
Elastomers NBR/viton

Technical data at 50 Hz	BADU EasyFit	9	12	15	18	24	29	36	45
Inlet Sa/outlet connection Da d ²⁾		50/50	63/50	63/63	63/63	63/63	63/63	75/75	75/75
Rec. inlet/outlet pipe, PVC pipe, d ⁴⁾		63/50	63/50	63/63	63/63	63/63	75/63	75/75	75/75
Power input P ₁ /output P ₂ ¹⁾ (kW)	1~ 230 V	0.58/0.30	0.69/0.45	0.97/0.65	1.20/0.80	1.45/1.00	1.70/1.30	2.20/1.80	2.92/2.20
Rated current (A)	1~ 230 V	2.60	3.20	4.70	5.30	6.40	7.40	10.00	14.40
Power input P ₁ /output P ₂ ¹⁾ (kW)	3~ Y/Δ 400/230 V	0.55/0.30	0.68/0.45	0.95/0.65	1.10/0.80	1.32/1.00	1.65/1.30	2.10/1.80	2.54/2.20
Rated current (A)	3~ Y/Δ 400/230 V	1.00/1.75	1.25/2.15	1.75/3.00	2.10/3.60	2.90/5.02	3.20/5.54	3.85/6.70	4.95/8.60
Net weight (kg)	1~/3~	10.50/13.00	11.50/12.00	12.00/12.50	13.00/14.50	19.00/17.00	17.50/15.50	21.00/19.00	27.00/29.00

For more detailed information regarding the motor protection please see page 143.


Technical data may vary.

Article no	Description	Voltage	Power output P ₂
207.6100.038	BADU EasyFit 9	1~ 230 V	0.30 kW
207.6140.038	BADU EasyFit 12	1~ 230 V	0.45 kW
207.6170.038	BADU EasyFit 15	1~ 230 V	0.65 kW
207.6200.038	BADU EasyFit 18	1~ 230 V	0.80 kW
207.6260.038	BADU EasyFit 24	1~ 230 V	1.00 kW
207.6320.038	BADU EasyFit 29	1~ 230 V	1.30 kW
207.6380.038	BADU EasyFit 36	1~ 230 V	1.80 kW
207.6400.038	BADU EasyFit 45	1~ 230 V	2.20 kW
207.6100.037	BADU EasyFit 9	3~ Y/Δ 400/230 V	0.30 kW
207.6140.037	BADU EasyFit 12	3~ Y/Δ 400/230 V	0.45 kW
207.6170.037	BADU EasyFit 15	3~ Y/Δ 400/230 V	0.65 kW
207.6200.037	BADU EasyFit 18	3~ Y/Δ 400/230 V	0.80 kW
207.6260.037	BADU EasyFit 24	3~ Y/Δ 400/230 V	1.00 kW
207.6320.037	BADU EasyFit 29	3~ Y/Δ 400/230 V	1.30 kW
207.6380.037	BADU EasyFit 36	3~ Y/Δ 400/230 V	1.80 kW
207.6400.037	BADU EasyFit 45	3~ Y/Δ 400/230 V	2.20 kW

Universal opening device included in delivery. See page 132.



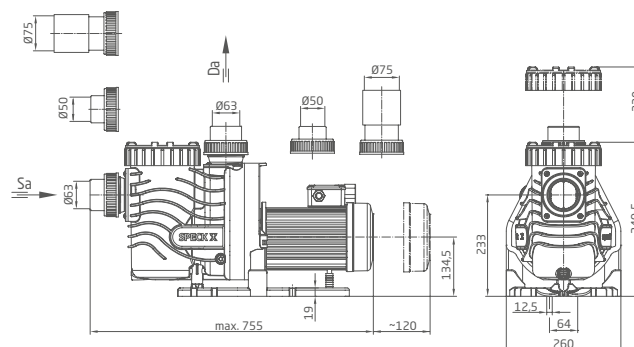
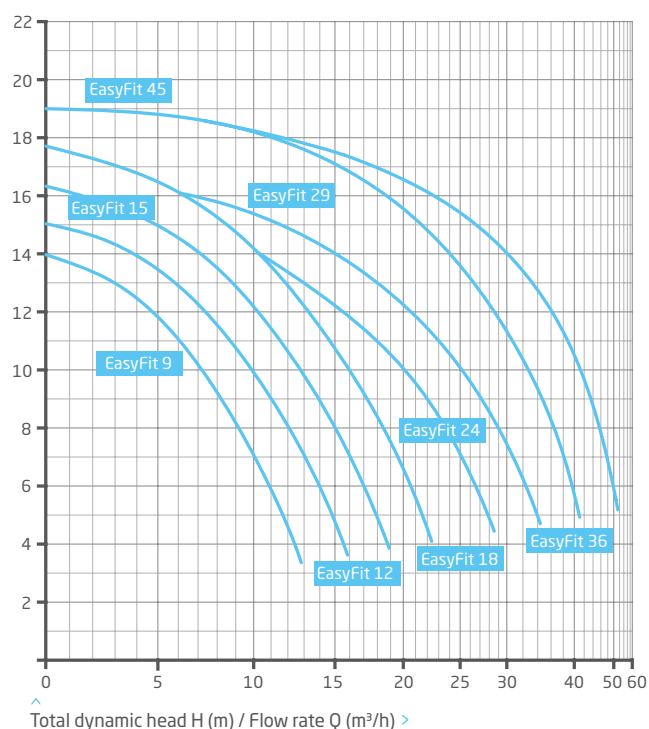
Standard connection included in delivery. For further connection variations please see the following page >



Performance

Dimensions

Detailed dimensions available on request or at badu.de



Total dynamic head H (m) / Flow rate Q (m³/h) >

BADU® EasyFit connection sets

Even more flexibility for the BADU EasyFit.
Connection sets now for 8 foreign ranges.

With the BADU EasyFit the often time-consuming task of installing a new circulation pump into an existing filter unit is a thing of the past. The self-priming pump fits with six different connection sets and flexible pump feet in almost every unit, regardless of the manufacturer.


Flexible connections regardless of the manufacturer
6 adaptable connection sets.

Easy connection to existing pipes
Height adjustable pump feet reduce the assembly effort.

The flexible and cost-effective solution
Saves time when converting an existing unit and saves on storage.

Article no	Description
290.1472.105	Connection set 1 compatible with Pentair® "Ultra-Flow®" pumps ¹⁾
290.1472.106	Connection set 2 compatible with Pentair® "WhisperFlo®" pumps ¹⁾
290.1472.107	Connection set 3 compatible with Hayward® "Super Pump" pumps ¹⁾
290.1472.108	Connection set 4 compatible with Sta-Rite® "5P2R" pumps ¹⁾
290.1472.111	Connection set 5 compatible with Astral "Super Sprint", Astral "Victoria Plus" and Wilo "Filtec FBS" pumps ¹⁾
290.1472.112	Connection set 6 compatible with Sta-Rite® "5MPR (Dyna-Glas™)" pumps ¹⁾

¹⁾ among other brands of pump.
Pentair®, Sta-Rite®, Dyna-Glas™, WhisperFlo® and Ultra-Flow® are trademarks and/or registered trademarks of Pentair Water Pool and Spa, Inc. and/or its affiliated companies.
Hayward® and Super Pump® are trademarks of Hayward Industries, Inc.



- S** Standard connection
- 1** Connection set 1^{*)}
- 2** Connection set 2^{*)}
- 3** Connection set 3^{*)}
- 4** Connection set 4^{*)}

- 5** Connection set 5
- 6** Connection set 6

^{*)}Rp 1½ and Rp 2 included in each set.